

THIS DRAWING IS UNPUBLISHED. RELEASED FOR PUBLICATION AUG ,2005.

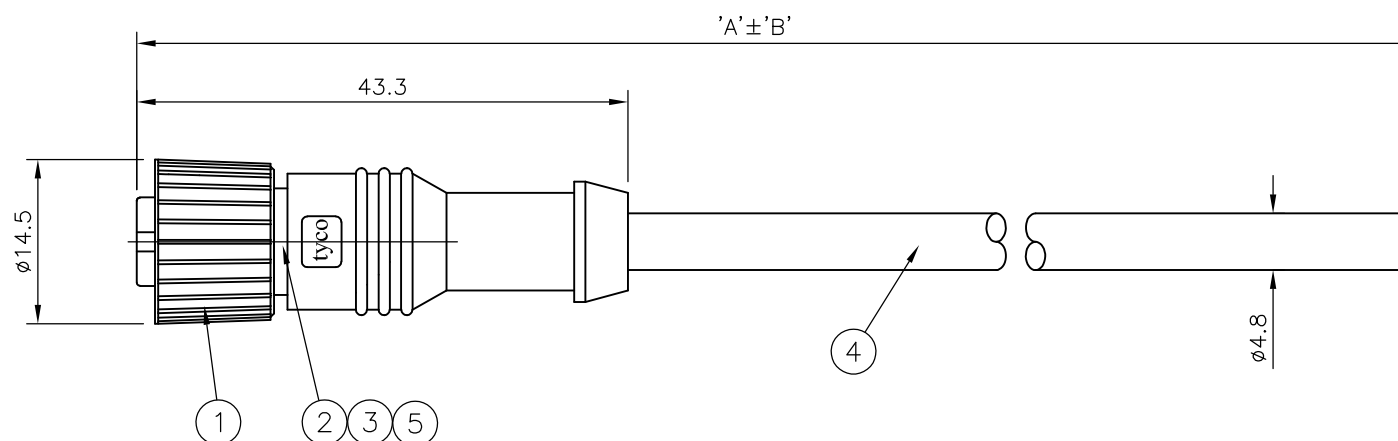
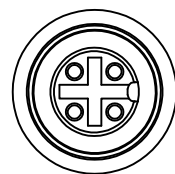
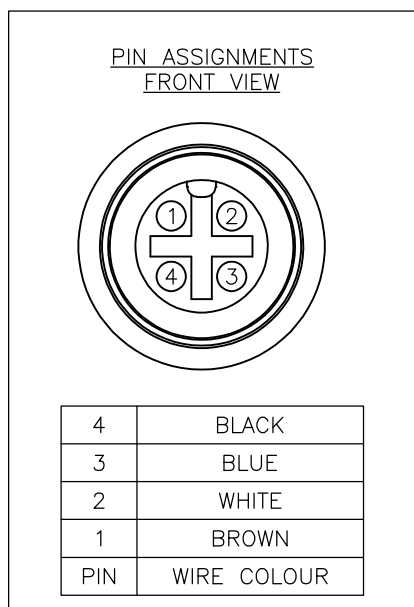
© COPYRIGHT 2005 BY TYCO ELECTRONICS CORPORATION. ALL RIGHTS RESERVED.

LOC	DIST	REVISIONS		
E	B	P	LTR	DESCRIPTION
		B		ECR-07-011927
				DATE
				16/05/07
				DWN
				AM
				APVD
				FWK

NOTES:

- ELECTRICAL DATA: CONTACT RESISTANCE: 10 mOhm MAX
INSULATION RESISTANCE: 100 MOhm MIN at 500VDC
CURRENT RATING: 5 AMPS
BREAKDOWN VOLTAGE: 500 VAC MIN PER MINUTE
- ENVIRONMENTAL: OPERATING TEMPERATURE: -25°C TO +90°C
SEALING REQUIREMENTS: IP67
- PROD SPEC: 108-3641
- PACKAGING: 107-3334
- FOR TECHNICAL DATA REFER TO YOUR LOCAL TYCO ELECTRONICS SALES OFFICE
- ALL DIMENSIONS ARE NOMINAL FOR REFERENCE ONLY UNLESS OTHERWISE STATED

ITEM	DESCRIPTION	MATERIAL	FINISH/COLOUR	QTY
1	SCREW NUT	ZINC DIE CAST	2.5µm NICKEL PLATED	1
2	CONNECTOR BODY	POLYURETHANE	BLACK	1
3	SOCKET CONTACT	BRASS	0.15µm GOLD PLATED OVER NICKEL	4
4	4 CORE CABLE (CORES 0.34 mm ²)	PU JACKET	BLACK	1
5	'O' RING	VITON	GREEN	1



10000	500 mm	M12 STRAIGHT FEMALE CONNECTOR 10.0m CABLE	1838245-5
7000	350 mm	M12 STRAIGHT FEMALE CONNECTOR 7.0m CABLE	1838245-4
5000	250 mm	M12 STRAIGHT FEMALE CONNECTOR 5.0m CABLE	1838245-3
3000	150 mm	M12 STRAIGHT FEMALE CONNECTOR 3.0m CABLE	1838245-2
2000	100 mm	M12 STRAIGHT FEMALE CONNECTOR 2.0m CABLE	1838245-1
DIM A	TOL 'B'	DESCRIPTION	PART NUMBER

THIS DRAWING IS A CONTROLLED DOCUMENT.		DWN H M RAGHAVENDRA 22AUG05	tyco Tyco Electronics Corporation	
DIMENSIONS: mm		CHK F.WHEELER-KING 07AUG06	Electronics Bideford, UK, EX39 4HE	
TOLERANCES UNLESS OTHERWISE SPECIFIED:		APVD F.WHEELER-KING 07AUG06	NAME M12 STRAIGHT FEMALE CONNECTOR 4 POSITION, PU CABLE	
0 PLC ± -		PRODUCT SPEC	SIZE	
1 PLC ± -		APPLICATION SPEC	CAGE CODE	DRAWING NO
2 PLC ± -		WEIGHT	RESTRICTED TO	
3 PLC ± -			A3	00779
4 PLC ± -			C-1838245	
ANGLES ± -			SCALE NTS	
FINISH		CUSTOMER DRAWING		SHEET 1 OF 1
				REV B